

2016 Consumer Confidence Report

Hulmeville Municipal Authority

PSWID #1090140

Is my water safe?

We are pleased to present this year's Annual Water Quality Report (Consumer Confidence Report) as required by the Safe Drinking Water Act (SDWA). This report is designed to provide details about where your water comes from, what it contains, and how it compares to standards set by regulatory agencies. This report is a snapshot of last year's water quality. We are committed to providing you with information because informed customers are our best allies.

Do I need to take special precautions?

Some people may be more vulnerable to contaminants in drinking water than the general population. Immuno-compromised persons such as persons with cancer undergoing chemotherapy, persons who have undergone organ transplants, people with HIV/AIDS or other immune system disorders, some elderly, and infants can be particularly at risk from infections. These people should seek advice about drinking water from their health care providers. EPA/Centers for Disease Control (CDC) guidelines on appropriate means to lessen the risk of infection by Cryptosporidium and other microbial contaminants are available from the Safe Water Drinking Hotline (800-426-4791).

Where does my water come from?

We purchase our water from the Bucks County Water & Sewer Authority (BCWSA) in Doylestown, PA. During 2014, BCWSA purchased their water from the Philadelphia Water Department (Baxter plant) and the North Wales Water Authority (Forest Park). These facilities draw their source water from the Delaware River. BCWSA also purchases water from the Lower Bucks County Joint Municipal Authority.

Source water assessment and its availability;

A Source Water Assessment of our sources was completed by the PA Department of Environmental Protection. A summary report of the Assessment is available on the Source Water Assessment & Protection web page at

<http://www.dep.state.pa.us/dep/deputate/watermgt/wc/Subjects/SrceProt/SourceAssessment/default.htm>

At present our water supply is adequate, but we need, as a community to practice good water conservation habits.

Why are there contaminants in my drinking water?

Drinking water, including bottled water, may reasonably be expected to contain at least small amounts of some contaminants. The presence of contaminants does not necessarily indicate that water poses a health risk. More information about contaminants and potential health effects can be obtained by calling the Environmental Protection Agency's (EPA) Safe Drinking Water Hotline (800-426-4791).

The sources of drinking water (both tap water and bottled water) include rivers, lakes, streams, ponds, reservoirs, springs, and wells. As water travels over the surface of the land or through

the ground, it dissolves naturally occurring minerals and, in some cases, radioactive material, and can pick up substances resulting from the presence of animals or from human activity: microbial contaminants, such as viruses and bacteria, that may come from sewage treatment plants, septic systems, agricultural livestock operations, and wildlife; inorganic contaminants, such as salts and metals, which can be naturally occurring or result from urban storm water runoff, industrial, or domestic wastewater discharges, oil and gas production, mining, or farming; pesticides and herbicides, which may come from a variety of sources such as agriculture, urban storm water runoff, and residential uses; organic Chemical Contaminants, including synthetic and volatile organic chemicals, which are by-products of industrial processes and petroleum production, and can also come from gas stations, urban storm water runoff, and septic systems; and radioactive contaminants, which can be naturally occurring or be the result of oil and gas production and mining activities. In order to ensure that tap water is safe to drink, EPA prescribes regulations that limit the amount of certain contaminants in water provided by public water systems. Food and Drug Administration (FDA) regulations establish limits for contaminants in bottled water which must provide the same protection for public health.

How can I get involved?

Contact your Hulmeville Water and Sewer Manager, Michael Whitaker at 267-980-3806 and learn about the ways you can help.

Description of Water Treatment Process:

Your water is treated by disinfection. Disinfection involves the addition of chlorine or other disinfectant to kill dangerous bacteria and microorganisms that may be in the water. Disinfection is considered to be one of the major public health advances of the 20th century.

Water Conservation Tips:

Did you know that the average U.S. household uses approximately 400 gallons of water per day or 100 gallons per person per day? Luckily, there are many low-cost and no-cost ways to conserve water. Small changes can make a big difference - try one today and soon it will become second nature.

- Take short showers - a 5 minute shower uses 4 to 5 gallons of water compared to up to 50 gallons for a bath.
- Shut off water while brushing your teeth, washing your hair and shaving and save up to 500 gallons a month.
- Use a water-efficient showerhead. They're inexpensive, easy to install, and can save you up to 750 gallons a month.
- Run your clothes washer and dishwasher only when they are full. You can save up to 1,000 gallons a month.
- Water plants only when necessary.
- Fix leaky toilets and faucets. Faucet washers are inexpensive and take only a few minutes to replace. To check your toilet for a leak, place a few drops of food coloring in the tank and wait. If it seeps into the toilet bowl without flushing, you have a leak. Fixing it or replacing it with a new, more efficient model can save up to 1,000 gallons a month.
- Adjust sprinklers so only your lawn is watered. Apply water only as fast as the soil can absorb it and during the cooler parts of the day to reduce evaporation.
- Teach your kids about water conservation to ensure a future generation that uses water wisely. Make it a family effort to reduce next month's water bill!
- Visit www.epa.gov/watersense for more information.

For more Information please contact:

Contact name: Michael Whitaker

Address: 537 Linden St. Bristol Pa, 19007

Phone: (267) 980-3806

Monitoring your water;

Your water is routinely monitored for contaminants according to federal and state laws. The tables on the following pages show the results of our monitoring for the period of January 1 to December 31, 2016. The state allows us to monitor for some contaminants less than once per year because the concentrations of these contaminants do not change frequently. Some of our data may be from prior years in accordance with the Safe Drinking Water Act. The date has been noted on the sampling results table.

Violations:

We are dismayed to report that we have to notify you of a violation this year. The violation is a failure to monitor or plan for HAAs and TTHMs for the fourth quarter of 2016. The sampling company responsible for collecting these missed the collection date. The sampling rules changed from + or – 15 days to + or – 3 days and we missed our window. We are happy to report that is the extent of the violation a missed time frame. All other samples taken were well within compliance ranges as you can see in the sections below.

Information about Lead:

If present, elevated levels of lead can cause serious health problems, especially for pregnant women and young children. Lead in drinking water is primarily from materials and components associated with service lines and home plumbing. [Hulmeville Water] is responsible for providing high quality drinking water, but cannot control the variety of materials used in plumbing components. When your water has been sitting for several hours, you can minimize the potential for lead exposure by flushing your tap for 30 seconds to 2 minutes before using water for drinking or cooking. If you are concerned about lead in your water, you may wish to have your water tested. Information on lead in drinking water, testing methods, and steps you can take to minimize exposure is available from the Safe Drinking Water Hotline or at <http://www.epa.gov/safewater/lead>.

I would like to personally thank all the homeowners who participated in the Lead and Copper testing this year. Your cooperation is not only very much appreciated but also essential. Help in these critical sampling events aides in the assurance that all of the towns water stays well within safe parameters for all to consume. Thank you.

Chemical Contaminants

| Contaminant | MCL in CCR Units | MCLG | Level Detected | Range of Detections | Units | Sample Date | Violation Y/N | Sources of Contamination |
|-------------|------------------|----------|----------------|---------------------|-------|-------------|---------------|---|
| Chlorine | MRDL= 4 | MRDLG= 4 | 0.42 | 0.00-0.42 | ppm | 2016 | N | Water additive used to control microbes. |
| HAA5 | 60 | NA | 18.0 | 18-18 | ppb | 2016 | N | By-product of drinking water disinfection |
| TTHM | 80 | NA | 75 | 75-75 | ppb | 2016 | N | By-product of drinking water chlorination |
| | | | | | | | | |
| | | | | | | | | |
| | | | | | | | | |

Lead and Copper

| Contaminant | Action Level (AL) | MCLG | 90 th Percentile Value | Units | # of Sites Above AL of Total Sites | Violation Y/N | Sources of Contamination |
|-------------|-------------------|------|-----------------------------------|-------|------------------------------------|---------------|----------------------------------|
| Lead | 15 | 0 | 0 | ppb | 0 out of 12 | N | Corrosion of household plumbing. |
| Copper | 1.3 | 1.3 | 0.082 | ppm | 0 out of 12 | N | Corrosion of household plumbing. |

| <i>Microbial</i> | | | | | |
|--------------------------------|--|----------|------------------------------------|---------------|---|
| Contaminants | MCL | MCLG | Highest # or % of Positive Samples | Violation Y/N | Sources of Contamination |
| Total Coliform Bacteria | <p>For systems that collect <40 samples/month:</p> <ul style="list-style-type: none"> • More than 1 positive monthly sample <p>For systems that collect ≥ 40 samples/month:</p> <ul style="list-style-type: none"> • 5% of monthly samples are positive | 0 | 0 | n | Naturally present in the environment |

Unit Descriptions, Term Definitions:

NA: not applicable

ND: Not detected

NR: Monitoring not required, but recommended.

Important Drinking Water Definitions:

MCLG: Maximum Contaminant Level Goal: The level of a contaminant in drinking water below which there is no known or expected risk to health. MCLGs allow for a margin of safety.

MCL: Maximum Contaminant Level: The highest level of a contaminant that is allowed in drinking water. MCLs are set as close to MCLGs as feasible using the best available treatment technology.

TT: Treatment Technique: A required process intended to reduce the level of a contaminant in drinking water.

AL: Action Level: The concentration of a contaminant which, if exceeded, triggers treatment or other requirements which a water system must follow.

Variances and Exemptions: State or EPA permission not to meet an MCL or a treatment technique under certain conditions.

MRDLG: Maximum residual disinfection level goal. The level of a drinking water disinfectant below which there is no known or expected risk to health. MRDLGs do not reflect the benefits of the use of disinfectants to control microbial contaminants.


MRDL: Maximum residual disinfectant level. The highest level of a disinfectant allowed in drinking water. There is convincing evidence that addition of a disinfectant is necessary for control of Microbial contaminants.

MNR: Monitored Not Regulated

MPL: State Assigned Maximum Permissible Level


LUV your water.

Just 1% of the earth's water is fresh, and only a portion of it is readily accessible. We need to respect and preserve this precious resource. LUV your water and keep the following tips in mind.



IN AND OUT

Try to take five minutes in the shower instead of ten. You can save over 100 L of water.



INSTALL A LOW-FLOW TOILET

One flush can use about 13 L of water. A low-flow or dual-flush toilet can decrease this consumption by 70%.

FIX THOSE LEAKY FAUCETS

One faucet leaking one drop per second wastes up to 28 L of water per day – that's 10,000 L per year!



USE A BUCKET AND A SPONGE

You can save up to 300 L of water each time you wash your car by using a bucket of water instead of a hose.


During the summer, garden and lawn watering account for 40% of residential water use. Rain barrels hold 190-300 L of water, and are a great source of water for all your gardening needs.

GET A REUSABLE WATER BOTTLE

One store-bought water bottle costs 1,560x the cost of one glass of tap water.




GET A RAIN BARREL



FIND OUT

WHERE YOUR WATER COMES FROM

Do you know where drinking water comes from? Find out. When you know what river, lake or aquifer your water comes from, it'll strengthen your environmental bond.




WATCH WHAT YOU POUR DOWN THE DRAIN

Do not pour anything down the road drain that you would not want to put directly into a river or stream. Household special waste such as chemicals, old paint, grease, and oil should be disposed of properly. Storm water is not treated, so it's up to you to ensure that only clean water enters the storm sewer.

COMPOST IT



Adding compost to your soil greatly enhances your landscape's water-efficiency. Up to 50% of household waste is organic and can be composted instead of trashed. Items that can NOT be composted include dairy products, animal or human waste, peanut or oil-based products, fish, meats, bones, fats, charcoal, and diseased or insect-infested plants.



ONLY RUN YOUR WASHER WHEN FULL

You can save up to 3,800 L of water per month when you run your washing machine and dishwasher only when they're full.

PLUG THE SINK

When hand-washing or rinsing dishes, plug the sink or use a dish tub instead of using running water. You can save 25,000 L per year!



www.trojanuv.com/luvyourwater